



Evaluation of Nicotine Pharmacokinetics and Subjective Effects following Use of a Novel Nicotine Aerosol System

A. Teichert¹, P. Brossard¹, L. Felber Medlin¹, L. Sandalic¹, J. Ancerewicz¹,
M. Franzon¹, C. Wynne², M. Laugesen³, F. Lüdicke¹

- 1 Philip Morris Products S.A., Research & Development, Neuchâtel, Switzerland (part of Philip Morris International group of companies).
- 2 Christchurch Clinical Studies Trust Ltd, Christchurch, New Zealand.
- 3 Health New Zealand Ltd., Christchurch, New Zealand.

Introduction and Objectives

Alternative nicotine delivery systems as substitutes to cigarettes may constitute an approach to reduce the risk of smoking-related diseases and the inherent population harm.¹ Philip Morris international is developing reduced risk products (RRPs) for adult smokers who would otherwise continue to smoke. One of these products is the novel nicotine aerosol system (P3L), which is based on a technology first described by Rose and co-workers.² This involves generating an aerosol of a nicotine salt by combining vapors of nicotine and a weak acid (lactate). The aerosol is characterized by a droplet size that is compatible with pulmonary absorption. In contrast to electronic cigarettes, P3L does not contain exogenous carrier compounds such as propylene glycol, generally used in e-liquids.

Product tolerability, acceptable taste and sensory characteristics, a nicotine delivery profile comparable to cigarettes and ritual characteristics similar to cigarette smoking are known to enhance the chances that smokers successfully switch from cigarettes to a RRP.

The objectives of this first-in-human study were to evaluate in healthy smokers the plasma pharmacokinetic (PK) profile of nicotine; subjective effects, as assessed by urge to smoke, craving relief and product evaluation; and the safety and tolerability of the P3L system at three dose levels in relation to the Nicorette[®] inhalator

Method

- 1 Open-label ascending nicotine levels study
- 2 16 male and female, healthy, cigarette smoking subjects (Caucasian)
- 3 Study consisting of a screening period, one day of admission including a product familiarization period, four separate days of onsite product use with 1–3 days in-between each product use and a seven-day safety follow-up period
- 4 Product use regimen:
 - Nicorette[®] inhalator (15 mg): one inhalation every 15 seconds over approx. 20 minutes (total 80 puffs corresponding to ~2 mg nicotine)
 - P3L (50, 80 and 150 µg nicotine/puff, as determined on a smoking machine under Health Canada Intense smoking regimen): one inhalation every 30 seconds over 6 minutes (total 12 puffs corresponding to ~0.7 mg, ~1.0 mg and ~1.9 mg nicotine, respectively)
- 5 Plasma nicotine PK analysis: 15 blood samples were collected: 3 samples from 45 minutes prior start of product use (t_0) and 12 samples after t_0 . Nicotine concentration was determined in venous plasma by means of LC-MS/MS (LLOQ: 0.2 ng/ml)
- 6 Subjective effects were assessed by means of the Visual Analog Scale (VAS) for craving³, the brief version of the Questionnaire of Smoking Urges⁴ and

the modified Cigarette Evaluation Questionnaire (mCEQ)⁵

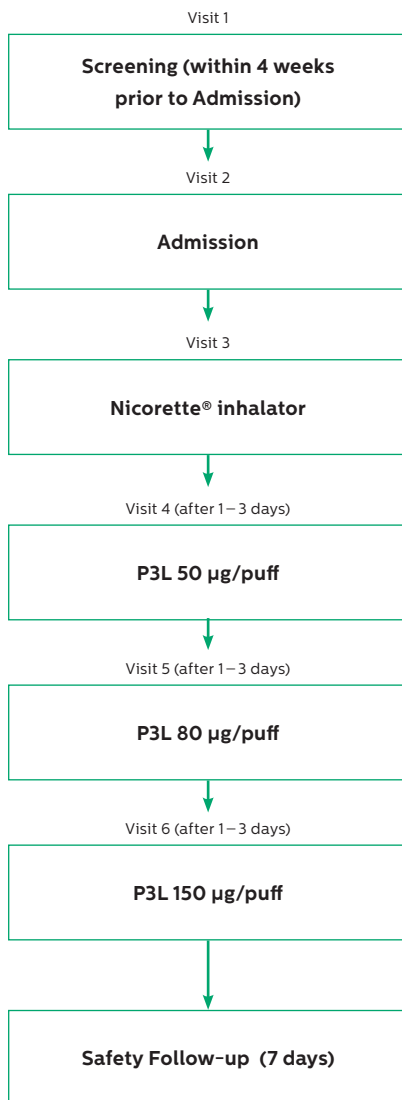
- 7 Safety monitoring: adverse events (AEs), vital signs, physical examination, spirometry, ECG, clinical laboratory safety parameters and cough assessment
- 8 The study was conducted in 2015 at Christchurch Clinical Studies Trust Ltd., New Zealand according to ICH GCP, approved by an Independent Ethics Committee and by the New Zealand Medicines and Medical Devices Safety Authority (MedSafe), and registered at www.clinicaltrials.gov (NCT02532374)



INVESTIGATIONAL PRODUCT

P3L device (The product depicted above is subject to ongoing development. The visual is therefore illustrative and does not necessarily represent the latest stage of product development).

STUDY DESIGN



Results

SAFETY

There were no serious adverse events (SAE) or adverse events (AE) leading to product discontinuation in this study. There were no specific patterns in AEs related to study procedures or related to the Nicorette® inhalator. In total, sixteen AEs related to P3L (8 subjects) were detected, the majority were mild in severity, the most common one being dizziness. One single product-related severe AE of syncope occurred (during P3L 80 µg/puff product use) and resolved within the course of the visit day without treatment. One subject reported a regular need to cough during the exposure periods (Nicorette® inhalator and P3L 80 µg/puff and 150 µg/puff) with intensity rated as very mild.

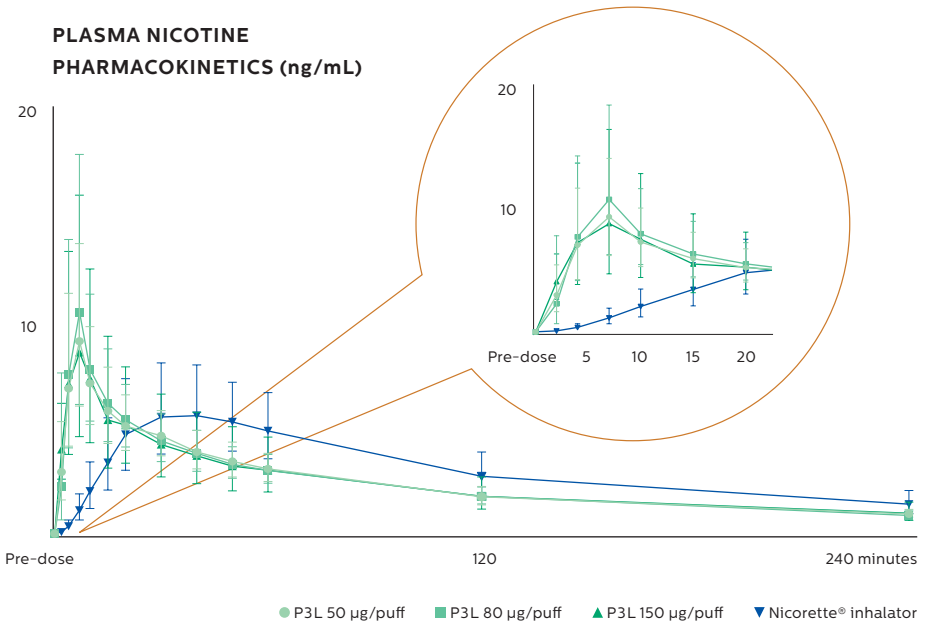
The plasma nicotine concentration-time curves following use of P3L were characterized by a rapid absorption phase, with median time from product use start to reach the maximum nicotine plasma concentration (t_{max}) at 7 minutes, while median t_{max} following use of Nicorette® inhalator occurred at 30 minutes. The maximum nicotine plasma concentration (C_{max}) was similar between the three nicotine delivery levels of P3L and almost double compared to Nicorette® inhalator. C_{max} and t_{max} values with Nicorette® inhalator were consistent with published data⁶ and P3L with published data on cigarettes.⁷

The overall profile of the VAS-Craving over time curves was similar following use of the P3L system and Nicorette® inhalator. The maximum craving reduction following

the start of product use was higher with P3L at all nicotine delivery levels than with the Nicorette® inhalator. The maximum reduction in craving was reached earlier with P3L use (10 minutes for P3L with 150 µg/puff, 20 minutes for P3L 50 µg/puff and P3L 80 µg/puff) than for Nicorette® inhalator (at 30 minutes).

Product evaluation using mCEQ subscales for craving reduction and psychological reward were similar for P3L at all nicotine delivery levels and Nicorette® inhalator. Enjoyment of respiratory tract sensations, and smoking satisfaction for P3L 50 µg/puff and 80 µg/puff were higher than for P3L 150 µg/puff and Nicorette® inhalator. There was a trend of increase in aversion sub-scale score with increasing P3L nicotine level.

**PLASMA NICOTINE
PHARMACOKINETICS (ng/mL)**



Geometric means and 95% confidence intervals of the baseline corrected plasma nicotine concentrations over time per product used.

TABLE 1. DEMOGRAPHICS

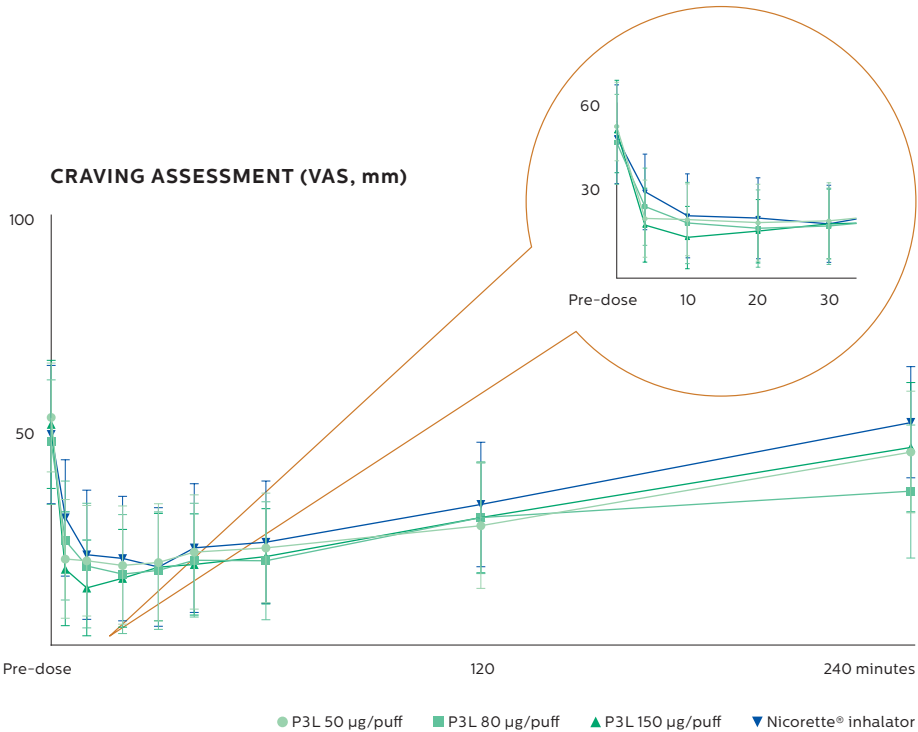
| Characteristics | PK Population (N = 15) |
|--|------------------------|
| Males – n (%) | 8 (53.3) |
| Age (years) – Mean (SD) | 39.8 (13.8) |
| Daily CC consumption – n (%) | |
| 10 – 19 cig/day | 9 (60.0) |
| >19 cig/day | 6 (40.0) |
| E-cigarettes usage over the last year – n (%) | |
| No | 8 (53.3) |
| Yes | 7 (46.7) |
| Fagerström Test for Nicotine Dependence (FTND) Total Score – n (%) | |
| Mild (0 – 3) | 2 (13.3) |
| Moderate (4 – 6) | 7 (46.7) |
| Severe (7 – 10) | 6 (40.0) |

TABLE 2. NICOTINE PHARMACOKINETIC PARAMETERS

| Product | N | C _{max} [ng/mL] (95% CI) ^a | Median t _{max} [min] (min, max) | AUC _{0-10'} [h*ng/mL] (95% CI) ^a | AUC _{0-last} [h*ng/mL] (95% CI) ^a |
|---------------------------------|----|--|--|--|---|
| P3L (50 µg/puff) | 15 | 9.7 (6.7, 13.9) | 7.0 (4.0, 30.0) | 1.0 (0.6, 1.7) | 9.9 (7.5, 13.2) |
| P3L (80 µg/puff) | 14 | 11.1 (7.7, 16.1) | 7.0 (4.0, 20.0) | 1.2 (0.7, 1.9) | 10.3 (7.6, 13.8) |
| P3L (150 µg/puff) | 14 | 9.8 (6.8, 14.2) | 7.0 (2.0, 20.0) | 1.0 (0.6, 1.7) | 10.0 (7.4, 13.4) |
| Nicorette® inhalator | 15 | 6.1 (4.2, 8.8) | 30.0 (20.0, 60.0) | 0.1 (0.1, 0.2) | 12.3 (9.3, 16.4) |

^a Geometric LS mean

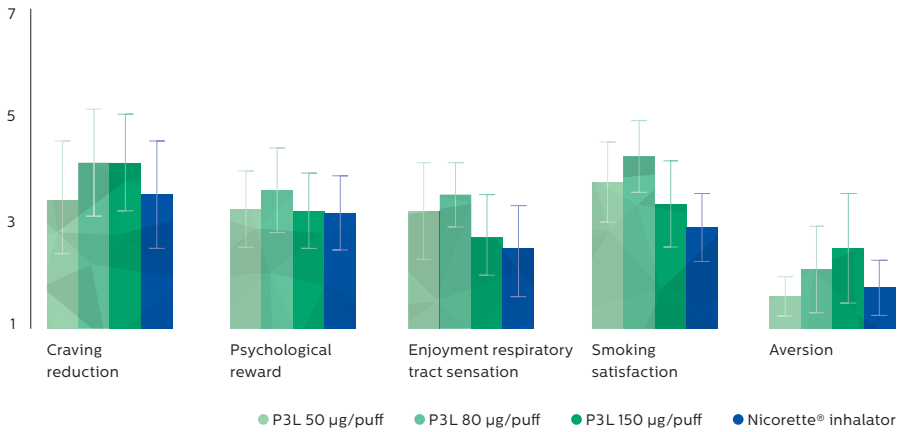
CRAVING ASSESSMENT (VAS, mm)



● P3L 50 µg/puff ■ P3L 80 µg/puff ▲ P3L 150 µg/puff ▼ Nicorette® inhalator

Arithmetic mean and 95% confidence of the VAS-craving scores over time per product used

PRODUCT EVALUATION (MCEQ)



MCEQ domain scores profiles (arithmetic mean and 95% CI) per product used

Conclusions

At all three nicotine levels tested, inhalation of the nicotine lactate aerosol delivered with the P3L system provided higher and faster plasma nicotine concentrations compared to the Nicorette® inhalator. The plasma nicotine concentration-time profile supports a pulmonary route of absorption for P3L rather than the oromucosal absorption associated with the inhalator. The maximum craving reduction following start of product use, as assessed by VAS, was higher for P3L at all nicotine delivery levels compared to the Nicorette® inhalator, with an earlier onset reached with P3L. With the exception of “Aversion,” the product evaluation appeared to be at least as good for P3L as for the inhalator with an apparent preference for the P3L 80 µg/puff variant. P3L was generally well tolerated⁸.

REFERENCES

1. Royal College of Physicians. Harm reduction in nicotine addiction: helping people who can't quit. A report by the Tobacco Advisory Group of the Royal College of Physicians. London: RCP. 2007.
2. Rose JE, Rose SD, Turner JE, Murugesan T, Inventors; Duke University, Durham, NC (US), assignee. Device and method for delivery of a medicament. US patent US 2008/0241255 A1. 2008 Oct 2.
3. Moyses C, Hearn A, Redfern A. Evaluation of a novel nicotine inhaler device. Part 2: effect on craving and smoking urges. *Nicotine Tob Res.* 2015;17(1):26-33.
4. Cappelleri JC, Bushmakin AG, Baker CL, Merikle E, Olufade AO, Gilbert DG. Confirmatory factor analyses and reliability of the modified cigarette evaluation questionnaire. *Addict Behav.* 2007;32(5):912-923.
5. Cox LS, Tiffany ST, Christen AG. Evaluation of the brief questionnaire of smoking urges (QSU-brief) in laboratory and clinical settings. *Nicotine Tob Res.* 2001;3:7-16.
6. Schneider NG, Olmstead RE, Franzon MA, Lunell E. The nicotine inhaler: clinical pharmacokinetics and comparison with other nicotine treatments. *Clin Pharmacokinet.* 2001;40(9):661-684.
7. Benowitz NL, Hukkanen J, Jacob P, 3rd. Nicotine chemistry, metabolism, kinetics and biomarkers. *Handb Exp Pharmacol.* 2009(192):29-60. doi:10.1007/978-3-540-69248-5_2
8. Teichert A, Brossard P, Felber Medlin L, Sandalic L, Franzon M, Wynne C, Laugesen M, Lüdicke F. Evaluation of Nicotine Pharmacokinetics and Subjective Effects following Use of a Novel Nicotine Delivery System. *Nicotine Tob Res.* 2017 May 6. doi: 10.1093/ntr/ntx093

MORE INFORMATION



REDUCED-RISK PRODUCTS

Reduced-Risk Products ("RRPs") is the term we use to refer to products that present, are likely to present, or have the potential to present less risk of harm to smokers who switch to these products versus continued smoking. We have a range of RRP's in various stages of development, scientific assessment and commercialization. Because our RRP's do not burn tobacco, they produce far lower quantities of harmful and potentially harmful compounds than found in cigarette smoke.

COMPETING FINANCIAL INTEREST

The research described in this brochure was sponsored by Philip Morris International

FOLLOW /PMISCIENCE



**GLOBAL FORUM ON NICOTINE
JUNE 15 – 17, WARSAW, POLAND**